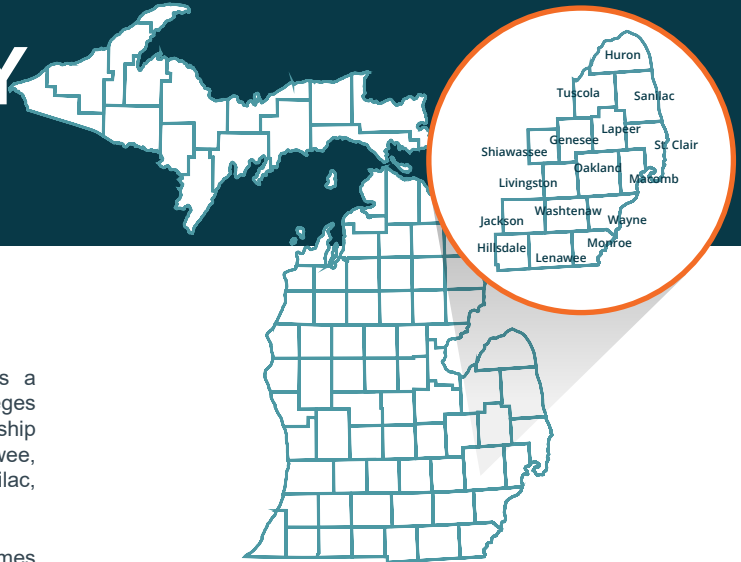


LIVINGSTON COUNTY LABOR SHED



Introduction

The Workforce Intelligence Network for Southeast Michigan (WIN) partnership is a collaboration of Michigan Works! Agencies (MWAs) and community colleges across a 16-county region in Michigan. The counties in the WIN partnership include: Genesee, Hillsdale, Huron, Jackson, Lapeer, Lenawee, Livingston, Macomb, Monroe, Oakland, Saint Clair, Sanilac, Shiawassee, Tuscola, Washtenaw, and Wayne, along with the City of Detroit.

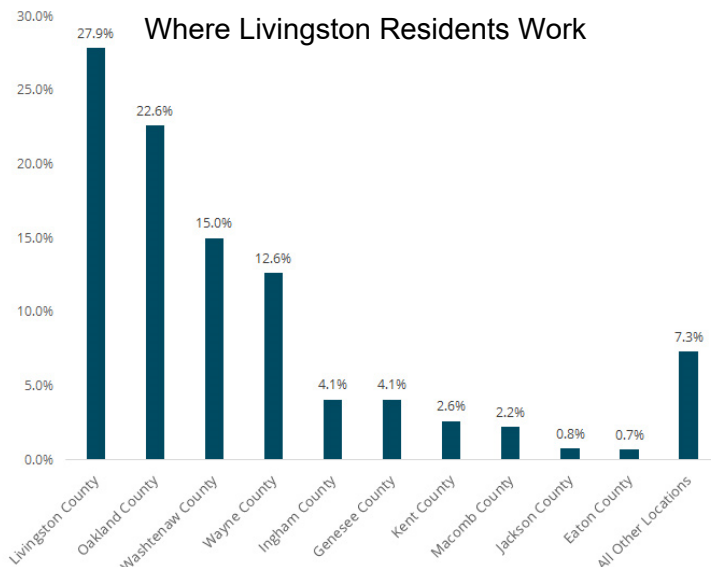
The WIN partnership region's labor shed highlights why, when it comes to talent, we must think regionally: The workforce is mobile. Although 90.4% of the region's workforce live and work¹ in the 16-county area, not all residents work in their home county. It is not uncommon for workers to commute one or two counties over for work. This means that the residents in every county should be ready for the job demands of employers hiring throughout southeast Michigan.

This document provides detailed information on where employees in the area commute to and from each day for work, how far they travel, along with other information about workers and businesses in the area. For more detail on the labor market please see WIN's Quarterly Labor Market Report publications.

Where Residents Work

In 2017, Livingston County's workforce consisted of 81,440 residents. 22,686 (27.9%) of the residents lived and worked within Livingston County, while the remaining 58,754 residents (72.1%) traveled outside of the county for work. Since 2015, the number of residents that traveled outside of the county for work increased by 918 (1.6%) individuals from 57,836 to 58,754.

Livingston County residents continued to decrease their commute distances slightly between 2015 and 2017. In 2015, 32,376 residents (40.7% of the county's workforce) traveled over 25 miles to their place of employment, while in 2017, 40.3% of the county's workforce (32,854 individuals) traveled more than 25 miles. Oakland County was the most popular destination outside of Livingston County for residents to find employment. 18,441 residents (22.6% of the county's workforce) traveled to Oakland County for employment in 2017, followed by 12,232 residents (15.0% of the county's workforce) that traveled to Washtenaw County.



4,822

BUSINESS ESTABLISHMENTS
IN 2015



18,409

JOBS POSTED ONLINE
IN 2015



22,686

WORKERS THAT LIVED
AND WORKED IN
LIVINGSTON COUNTY



32,854

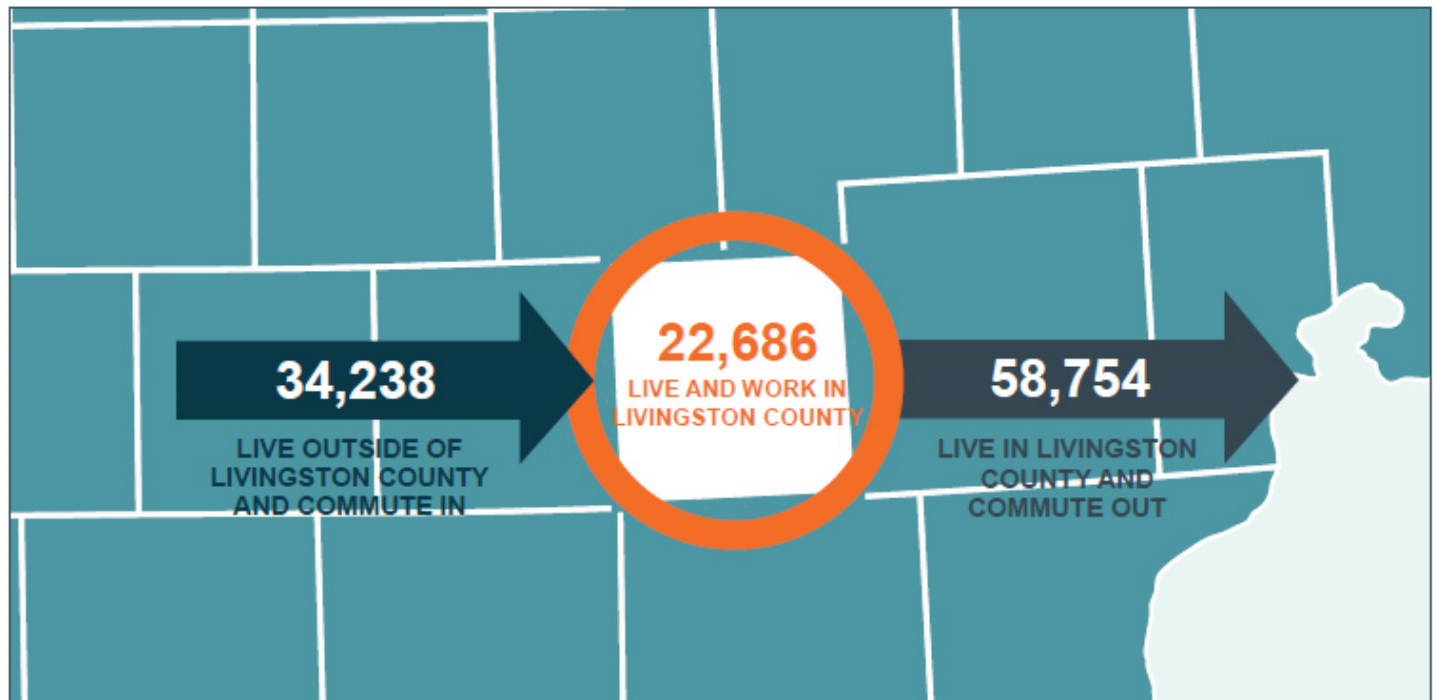
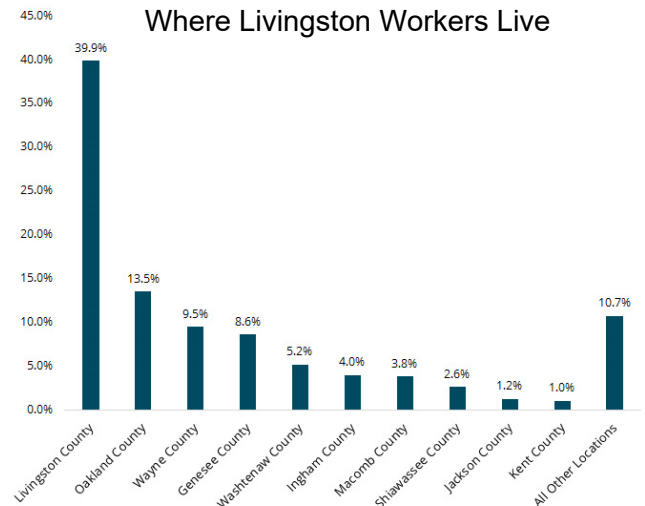
RESIDENTS TRAVELING MORE
THAN 25 MILES TO WORK

LIVINGSTON COUNTY LABOR SHED

Where Workers Live

Livingston County is a commuting community. In 2017, 56,924 workers were employed in Livingston County. 34,238 (60.1%) of those workers were employed in Livingston but lived outside of its borders. Of those that traveled to Livingston County for work, 10,504 (30.7%) of the workers were 29 or younger. While Livingston County employers attracted many young workers in 2017, 17,368 (50.7%) of in-commuting workers were between the ages of 30 and 54. This indicates a desire for experienced workers in Livingston County.

The majority of workers that travel to Livingston reside in either Oakland or Wayne counties. 7,695 (13.5%) of Livingston County workers travel in from Oakland County followed by 5,381 (9.5%) that travel in from Wayne County. 22,270 (39.1%) of the 56,924 workers in Livingston County traveled more than 25 miles to their place of employment in 2017.



¹ This fact and labor shed statistics throughout this brief are analyzed from the 2017 Release of U.S. Census OnTheMap, Center for Economic Studies.

Data Sources: Economic Modeling Specialists, International, and U.S. Census OnTheMap Analysis: Workforce Intelligence Network